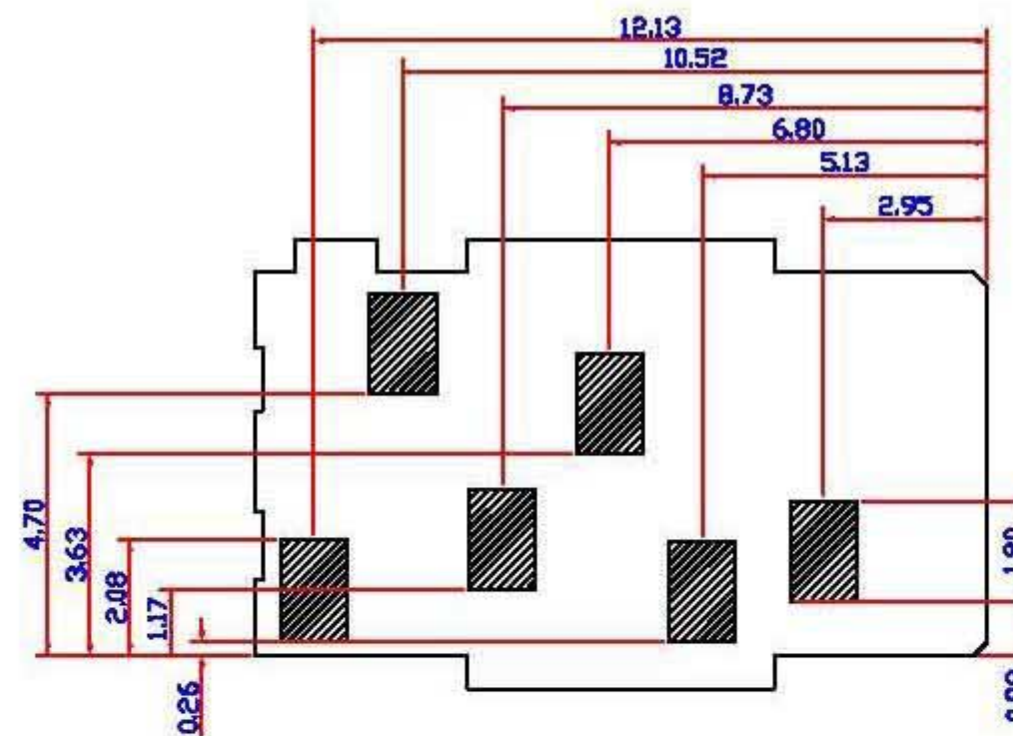
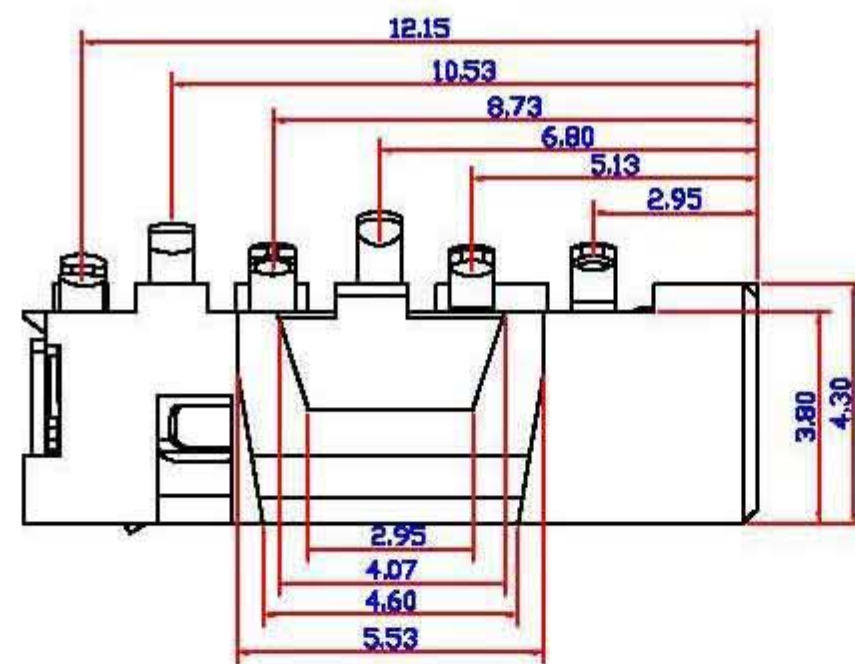
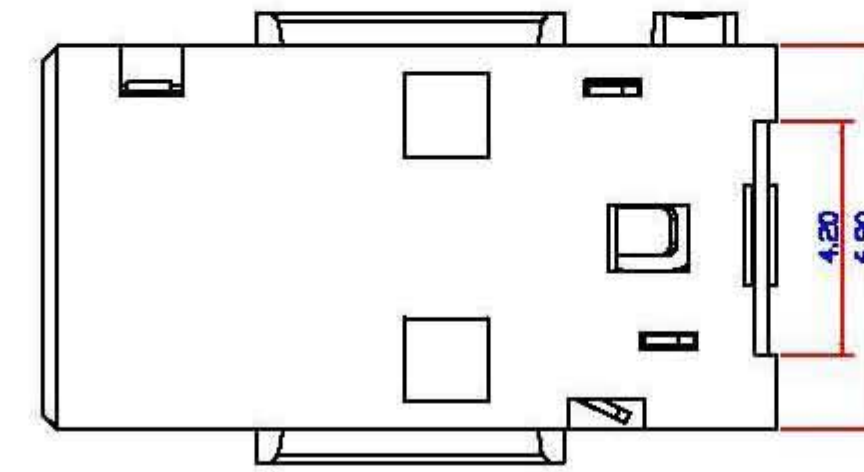
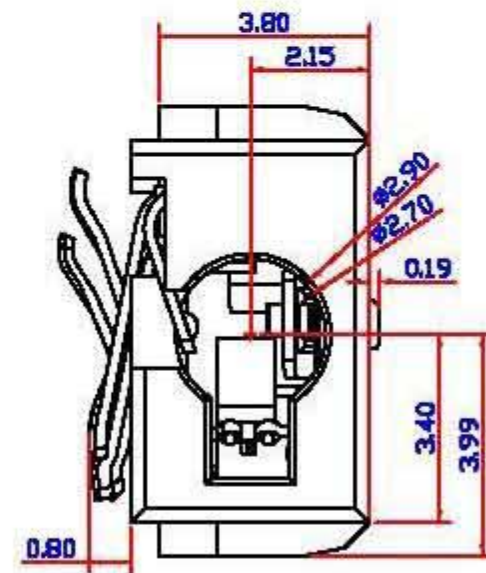
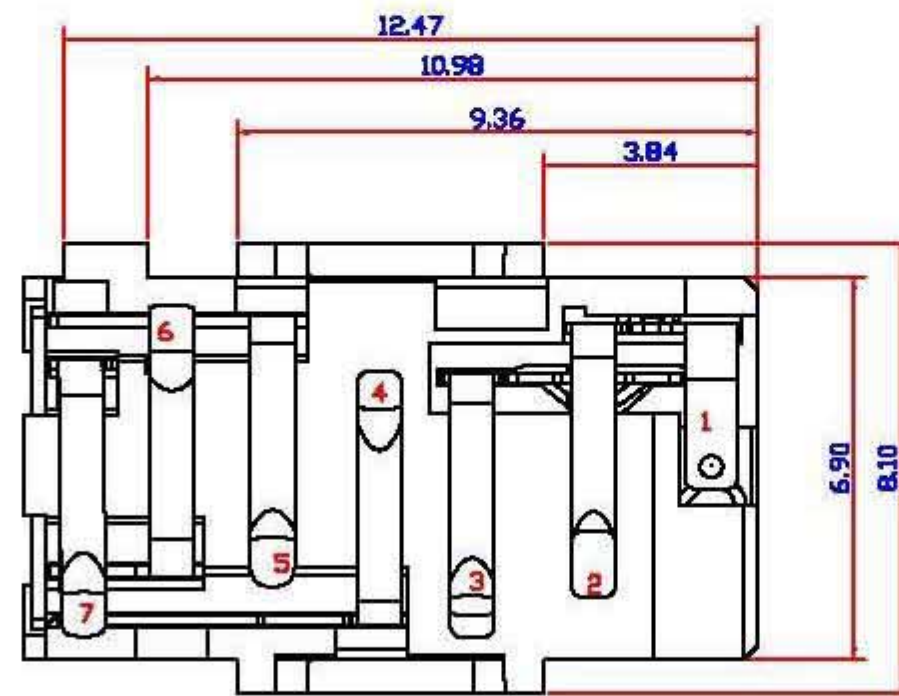
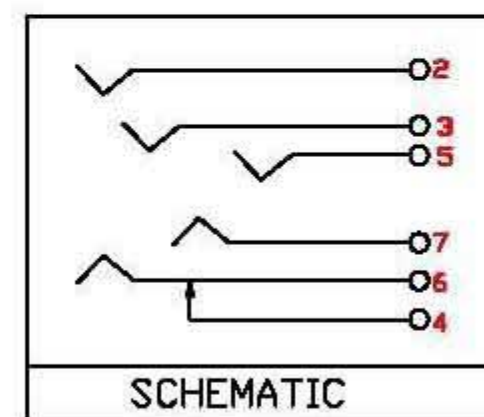
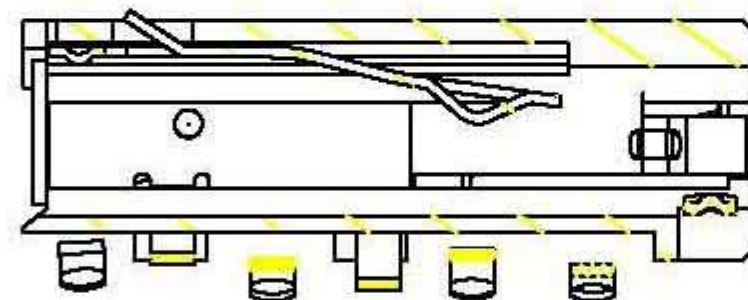


REV.	EC#	DESCRIPTION	DATE	DRAWN	CHECKED	APPROVED
A1		NEW RELEASE	2/2/06			



RECOMMEND P.C.B LAYOUT



**MATERIAL**

- 1).HOUSING:HI.-TEMP.PLASTIC(UL94V-0)COLOR:BLACK
- 2).TERMINAL:COPPER ALLOY T=0.15mm
- 3).GOLD PLATED ON CONTACT AREA GOLD FLASH ON SOLDER TAIL 50u"MIN NICKEL UNDERPLATE OVER ALL

**ELECTRICAL CHARACTERISTIC:**

- 1).CONTACT RESISTANCE: 30mohms MAX
- 2).RATED CURRENT: 1.0 A/TERMINAL
- 3).INSULATION RESISTANCE: 1000Mohms MIN
- 4).RATE VOLTAGE: 50V AC/DC
- 5).OPERATING TEMPERATURE:-40C° ~ +85C°

TOLERANCES UNLESS OTHERWISE SPECIFIED DIMENSIONS IN MILLIMETERS ANGLES IN DEGREES SCALE 5:1 SHEET 1 OF 2 UNIT MPM	DRAWN ANDYCHANG CHECKED JEFF 3D FILE	DATE 12/09/06 DATE 12/09/06 DATE 12/09/06 DATE 12/09/06	东莞市凌润电子科技有限公司 TITLE #2.5mm PHONE JACK (RoHS) SERIES PHONE JACK DWG NO. ST-0268-070-100	SIZE A4 REV. A2
--	--	--	--	--------------------

ASSEMBLY DRAWING

A  
B  
C  
D  
E  
F